



# RESOURCE CENTER

## *for independent living*

Consumer Newsletter • Fall 2019

### In This Issue

How to Protect Yourself from Scams.....1

SPIL Workgroup: Housing.....1

Voter Registration in Kansas.....2

Tips on Hiring a Direct Support Worker..3

2019 RCIL Friends Group Schedule.....4

Enter For Your Chance to WIN a FREE Prize!.....5

You Asked for It.....5

Voter registration form is between pages 2 and 3.

Health Insurance Coverage Options for Kansans with Disabilities flyer is between pages 4 and 5.

### Office Closures

Nov. 11 - Veteran's Day

Nov. 28 & 29 - Thanksgiving

Dec 24 & 25 - Christmas



*Resource Center for Independent Living, Inc. –  
Established September 21, 1984  
Celebrating 35 Years of Advocacy and Supporting Independent  
Living Choices for Kansans with Disabilities*

### How to Protect Yourself from Scams

Scams can happen anywhere. It can occur by mail, phone, email, or on the internet. According to the Scam Awareness article on the Office of the Inspector General (OIG) Social Security Administration (SSA) website, there are 3 tips on how to protect yourself from scams.

The first tip is **Understand the Threats**. Fraudsters use several forms of impersonation, advance fee, and phishing schemes. They might contact you and claim to be from SSA,



Internal Revenue Service (IRS), or another government agency and request your information. They might claim that you have won the lottery or become eligible for an investment if you pay an upfront fee. They might design emails or text messages that look legitimate and request your immediate response. Be aware of these types of schemes, so you can identify them and guard against them.

*Continued on page 3*

### SPIL Workgroup: Housing

The Statewide Independent Living Council of Kansas (SILCK) is a not-for-profit corporation, governed by a Board of Directors. The Council, in conjunction with the Centers for Independent Living, is responsible for the development of the State Plan for Independent Living (SPIL). The SILCK is also responsible for monitoring, reviewing and evaluating the implementation of the State Plan.

The state plan has been broken down into four vital workgroups to focus on the most important barriers facing people with disabilities. These groups include: Outreach, Transportation, Employment,

and Housing. In this article we would like to share updates about the Housing workgroup. This workgroup has a representative from most of the Centers for Independent Living across Kansas.

The workgroup has two goals they are working on and they are:

Goal 1 - Encourage people with disabilities and CIL staff to participate with local, regional, and state organizations to promote and advocate for affordable, accessible, integrated housing.

*Continued on page 2*



## RCIL Board of Directors

Loren DeBaun  
*Osage City, KS*

Carrie Hagemann  
*Topeka, KS*

Kraig Kettler  
*Paola, KS*

Dana Pinkston  
Chairperson  
*Lyndon, KS*

Carrie Sunday  
*Overbrook, KS*

## Alternate Formats

To receive a copy of this newsletter in an alternate format, please call 1.800.580.7245.

## Voter Registration in Kansas

**D**o you want to participate in Kansas elections? If your answer is yes, read the list below to determine if you are eligible to register to vote in Kansas. This list is also on the Kansas Voter Registration Application.




- be a U.S. citizen and a resident of the state of Kansas.
- have reached the age of 18 years before the next election.
- have received final discharge from imprisonment, parole, or conditional release if convicted of a felony.
- have abandoned your former residence and/or name.

To register to vote you will need to com-

plete the Kansas Voter Registration Application form. A copy of the form is in this newsletter. You can complete the form and mail it to your local county courthouse.

There is a list of all of the county courthouse addresses in Kansas on the back of the form.

If you are already registered to vote but you had a name change, or moved to a different address, or wanted to change your party affiliation for voting you must complete the Kansas Voter Registration Application form in order to vote at the next election.

If you need help completing the Kansas Voter Registration Application form, feel free to contact your local RCIL office and someone will assist you. 

## SPIL Workgroup: Housing Continued


*Continued from page 1*

Goal 2 - Identify housing information, resources, and training opportunities for workgroup members to share with local advocates.

Since the implementation of this group we have focused greatly on attending meetings with housing stakeholders present for the purpose of providing education as to what people with disabilities need and the barriers we face when trying to find accessible, affordable housing. We also share information regarding rights, reasonable accommodations, and reasonable modifications. We encourage universal design in housing development and offer support to consumers who need to file a housing complaint, seek education regarding their housing rights, or who would like to learn how to advocate for

**Available  
Accessible  
Affordable**

housing that is truly needed in the community. We also attend housing conferences that have developers, housing management, and property owners in attendance to foster partnership, educate, advocate and provide resource information to assist in making housing more accessible and affordable for those living with a disability. In addition to those efforts we make a point to attend Kansas Housing Resource Corporation public hearings to make sure the voices of people with disabilities are heard when financial decisions are being made regarding housing funding that is coming into Kansas and how those funds should be allocated.

If you are interested in joining the housing workgroup, or have questions, please feel free to contact Macy Collins at the El Dorado Office at 316-322-7853. 

## Kansas Voter Registration Instructions

For further information, contact the Office of the Secretary of State,  
1-800-262-VOTE (8683) V/TTY. This form is available at [www.sos.ks.gov](http://www.sos.ks.gov).

### You can use this application to:

- register to vote in Kansas
- change your name, address, or affiliation with a political party

### To register to vote, you must:

- be a U.S. citizen and a resident of the state of Kansas.
- have reached the age of 18 years before the next election.
- have received final discharge from imprisonment, parole, or conditional release if convicted of a felony.
- have abandoned your former residence and/or name.

### How to register to vote:

- Return your completed application to your county. Addresses are on the back of this application. Your county election officer will mail you a notice when your application has been processed.

- Voter registration closes 21 days before any election. In order to be eligible to vote in that election, your application must be postmarked on or before that date.
- If you decline to register to vote, that fact will remain confidential and will be used for voter registration purposes only. If you do register to vote, the office where you apply will be kept confidential and will be used for voter registration purposes only.
- If this form is incomplete, it may be rejected.

### Identification number requirements

Enter your current Kansas driver's license number or nondriver's identification card number. If you do not have either one, enter the last four digits of your Social Security number. If you do not have any of these numbers, write "none" in the box. The number will be used for administrative purposes only and will not be disclosed to the public. K.S.A. 25-2309

Rev. 1/15/19 tc

Print in blue or black ink, fold on the center line, seal, and return.

## Kansas Voter Registration Application

Warning: If you submit a false voter registration application, you may be convicted and sentenced to up to 17 months in prison.



**Qualifications:** If you mark "no" in response to either Question 1 or 2, do *not* complete this form.

1. Are you a citizen of the United States of America? ☐ Yes ☐ No

2. Will you be 18 years of age on or before Election Day? ☐ Yes ☐ No

Last Name (please print)		First Name		Middle	Jr. Sr. II III	<input type="radio"/> Male <input type="radio"/> Female
Residential Address (include apt. or space number)		City		County	Zip	
Mailing Address (if different than residential address)		City		Zip	Date Residence Established (MM/DD/YY)	
Birth Date (MM/DD/YY)	Daytime Phone Number (if available)		Naturalization Number (if applicable)		Driver's License Number or Last 4 Social Security (see instructions)	
<b>Party Affiliation:</b> Choose one of the following: <input type="radio"/> Democratic <input type="radio"/> Republican <input type="radio"/> Libertarian <input type="radio"/> Not affiliated with a party						
<b>Complete if previously registered (please print)</b>		Previous Name		Previous Residential Address (Street, City, State, Zip, County)		
<b>Signature:</b> I swear or affirm that I am a citizen of the United States and a Kansas resident, that I will be 18 years old before the next election, that if convicted of a felony, I have had my civil rights restored, that I have abandoned my former residence and/or other name, and that I have told the truth on this application.						
Signature				Date (MM/DD/YY)		

For office use only: Ward \_\_\_\_\_ Pct. \_\_\_\_\_ School Dist. \_\_\_\_\_ Member Dist. \_\_\_\_\_  
Sen. \_\_\_\_\_ Rep. \_\_\_\_\_ CoComm \_\_\_\_\_ Section \_\_\_\_\_ Township \_\_\_\_\_ Range \_\_\_\_\_



SCOTT SCHWAB, SECRETARY OF STATE  
Memorial Hall, 1st Floor  
120 S.W. 10th Avenue  
Topeka, KS 66612-1594



Post Office  
Will Not  
Deliver  
Without  
Postage

## County Election Officer

\_\_\_\_ County  
\_\_\_\_\_  
\_\_\_\_, KS \_\_\_\_\_

<b>Allen County</b> 1 N. Washington Iola, KS 66749	<b>Coffey County</b> 110 S. 6th St Rm 202 Burlington, KS 66839	<b>Geary County</b> 200 E. 8th St Junction City, KS 66441	<b>Johnson County</b> 2101 E. Kansas City Rd Olathe, KS 66061	<b>Miami County</b> 201 S. Pearl Ste 102 Paola, KS 66071	<b>Pratt County</b> 300 S. Ninescah / Box 885 Pratt, KS 67124	<b>Sherman County</b> 813 Broadway Rm 102 Goodland, KS 67735
<b>Anderson County</b> 100 E. 4th Garnett, KS 66032	<b>Comanche County</b> 201 S. New York / Box 776 Coldwater, KS 67029	<b>Gove County</b> P.O. Box 128 Gove, KS 67736	<b>Kearny County</b> 304 N. Main / Box 86 Lakin, KS 67860	<b>Mitchell County</b> 111 S. Hersey / Box 190 Beloit, KS 67420	<b>Rawlins County</b> 607 Main Atwood, KS 67730	<b>Smith County</b> 218 S. Grant Smith Center, KS 66967
<b>Atchison County</b> 423 N. 5th Atchison, KS 66002	<b>Crawford County</b> 111 E. Forest / Box 249 Girard, KS 66743-0249	<b>Graham County</b> 410 N. Pomeroy Hill City, KS 67642	<b>Kingman County</b> 130 N. Spruce Kingman, KS 67068	<b>Montgomery County</b> 217 E. Myrtle / Box 446 Independence, KS 67301	<b>Reno County</b> 206 W. First Hutchinson, KS 67501	<b>Stafford County</b> 209 N. Broadway St John, KS 67576
<b>Barber County</b> 120 E. Washington Medicine Lodge, KS 67104	<b>Decatur County</b> P.O. Box 28 Oberlin, KS 67749	<b>Grant County</b> 108 S. Glenn Ulysses, KS 67880	<b>Kiowa County</b> 211 E. Florida Greensburg, KS 67054	<b>Morris County</b> 501 W. Main Council Grove, KS 66846	<b>Republic County</b> 1815 M. Street Belleville, KS 66935	<b>Stanton County</b> 201 N. Main / Box 190 Johnson, KS 67855
<b>Barton County</b> 1400 Main Rm 202 Great Bend, KS 67530	<b>Dickinson County</b> 109 E. First / Box 248 Abilene, KS 67410	<b>Gray County</b> P.O. Box 487 Cimarron, KS 67835	<b>Labette County</b> 501 Merchant / Box 387 Oswego, KS 67356	<b>Morton County</b> 1025 Morton / Box 1116 Elkhart, KS 67950	<b>Rice County</b> 101 W. Commercial Lyons, KS 67554	<b>Stevens County</b> 200 E. 6th Hugoton, KS 67951
<b>Bourbon County</b> 210 S. National Fort Scott, KS 66701	<b>Doniphan County</b> P.O. Box 278 Troy, KS 66087	<b>Greeley County</b> P.O. Box 277 Tribune, KS 67879	<b>Lane County</b> 144 S. Lane / Box 788 Dighton, KS 67839	<b>Nemaha County</b> 607 Nemaha / Box 186 Seneca, KS 66538	<b>Riley County</b> 110 Courthouse Plaza Manhattan, KS 66502	<b>Sumner County</b> 501 N. Washington Wellington, KS 67152
<b>Brown County</b> 601 Oregon St Hiawatha, KS 66434		<b>Greenwood County</b> 311 N. Main Eureka, KS 67045	<b>Leavenworth County</b> 300 Walnut Leavenworth, KS 66048	<b>Neosho County</b> 100 S. Main / Box 138 Erie, KS 66733	<b>Rooks County</b> 115 N. Walnut Stockton, KS 67669	<b>Thomas County</b> 300 N. Court Ave Colby, KS 67701
<b>Butler County</b> 205 W. Central El Dorado, KS 67042	<b>Douglas County</b> 1100 Massachusetts St Lawrence, KS 66044	<b>Hamilton County</b> 219 N. Main / Box 1167 Syracuse, KS 67878	<b>Lincoln County</b> 216 E. Lincoln Ave Lincoln, KS 67455	<b>Ness County</b> 202 W. Sycamore Ness City, KS 67560	<b>Rush County</b> 715 Elm / Box 220 LaCrosse, KS 67548	<b>Trego County</b> 216 Main WaKeeney, KS 67672
<b>Chase County</b> Courthouse Sq / Box 529 Cottonwood Falls, KS 66845	<b>Edwards County</b> 312 Massachusetts St Kinsley, KS 67547	<b>Harper County</b> 201 N. Jennings Anthony, KS 67003	<b>Linn County</b> P.O. Box 350 Mound City, KS 66056	<b>Norton County</b> 105 S. Kansas / Box 70 Norton, KS 67654	<b>Russell County</b> 4th & Main / Box 113 Russell, KS 67665	<b>Wabaunsee County</b> 215 Kansas / Box 278 Alma, KS 66401
<b>Chautauqua County</b> 215 N. Chautauqua Sedan, KS 67361	<b>Elk County</b> 127 N. Pine / Box 606 Howard, KS 67349	<b>Harvey County</b> 8th & Main / Box 687 Newton, KS 67114	<b>Logan County</b> 710 W. 2nd Oakley, KS 67748	<b>Osage County</b> 717 Topeka Ave / Box 226 Lyndon, KS 66451-0226	<b>Saline County</b> 300 W. Ash / Box 5040 Salina, KS 67402	<b>Wallace County</b> P.O. Box 70 Sharon Springs, KS 67758
<b>Cherokee County</b> 110 W. Maple / Box 14 Columbus, KS 66725	<b>Ellis County</b> P.O. Box 720 Hays, KS 67601	<b>Haskell County</b> 300 Inman / Box 518 Sublette, KS 67877	<b>Lyon County</b> 430 Commercial Emporia, KS 66801	<b>Osborne County</b> 423 W. Main / Box 160 Osborne, KS 67473	<b>Scott County</b> 303 Court St Scott City, KS 67871	<b>Washington County</b> 214 C St Washington, KS 66968
<b>Cheyenne County</b> 212 E. Wash. / Box 985 Ellsworth, KS 67756	<b>Ellsworth County</b> 210 N. Kansas Ellsworth, KS 67439	<b>Hodgeman County</b> 500 Main Jelm, KS 67854	<b>Marion County</b> 200 S. Third, Suite 104 Marion, KS 66861	<b>Ottawa County</b> 307 N. Concord Ste 130 Minneapolis, KS 67467	<b>Sedgwick County</b> 510 N. Main Wichita, KS 67203-3798	<b>Wichita County</b> 206 S. 4th Drawer 968 Leoti, KS 67861
<b>Clark County</b> 913 Highland St / Box 886 Ashland, KS 67831-0886	<b>Finney County</b> 311 N. 9th St., Box M Garden City, KS 67846	<b>Jackson County</b> 400 New York Holton, KS 66436	<b>Marshall County</b> 1201 Broadway Marysville, KS 66508	<b>Pawnee County</b> 715 Broadway Larned, KS 67550	<b>Seward County</b> 515 N. Washington Ste 100 Liberal, KS 67901	<b>Wilson County</b> 615 Madison Fredonia, KS 66736
<b>Clay County</b> 712 Fifth, Suite 102 Clay Center, KS 67432	<b>Ford County</b> 100 Gunsmoke Dodge City, KS 67801	<b>Jefferson County</b> P.O. Box 321 Oskaloosa, KS 66066	<b>McPherson County</b> 117 N. Maple McPherson, KS 67460	<b>Phillips County</b> 301 State St Phillipsburg, KS 67661	<b>Shawnee County</b> 3420 SW Van Buren Topeka, KS 66611	<b>Woodson County</b> 105 W. Rutledge Rm 103 Yates Center, KS 66783
<b>Cloud County</b> 811 Washington Concordia, KS 66901	<b>Franklin County</b> 315 S. Main Ottawa, KS 66067	<b>Jewell County</b> 307 N. Commercial Mankato, KS 66956	<b>Meade County</b> P.O. Box 278 Meade, KS 67864	<b>Pottawatomie County</b> 207 N. 1st / Box 187 Westmoreland, KS 66549	<b>Sheridan County</b> 925 9th St / Box 899 Hoxie, KS 67740	<b>Wyandotte County</b> 850 State Ave Kansas City, KS 66101

## Tips on Hiring a Direct Support Worker

Getting off to a good start when hiring a new Direct Support Worker (DSW) helps ensure a successful relationship in receiving the services you need to remain independent in your own home.

If you have someone that you have interviewed and may want to hire, listed below are some important steps you should complete:

1. Ask for work references

- Request the names and contact information for individuals or companies for whom the applicant has recently worked

2. Contact the work references

- Call or contact the applicant's work references
  - ▶ It is easier and faster to telephone the work references but many employers require a written request with a signed Release of Information by the applicant before providing any information.



- ▶ Even with a signed release many employers will only tell you the dates that a person worked for them and if they are eligible for re-hire.
  - Not being eligible for re-hire is a flag that needs further investigation on your part. If the previous employer will not provide additional information, you may want to ask the applicant.
- Ask the previous employer(s):
  - ▶ Would you hire this person again?
  - ▶ Was this person reliable? Were they on time?
  - ▶ Did they perform the tasks they were hired to do?
  - ▶ They said they worked for you from \_\_\_\_\_ to \_\_\_\_\_ (dates)? Is this information correct?
- The applicant may ask you not to contact his/her current employer. Please respect this and

ask the applicant for another employment reference for you to contact.

- If the applicant cannot provide you with any work references, ask them why.
  - ▶ Have they not worked anywhere else?
  - ▶ Do they not want you to talk to their previous employers? Why?
    - There may be a good explanation for this. *Or,*
    - You may not want to hire this person.
- 3. Ensure the applicant understands the duties and requirements of the job.
  - Be specific in explaining exactly what your job requires. Examples of what you expect or might require:
    - ▶ Reliability and confidentiality are essential
    - ▶ Physical requirements (Do you require lifting, transferring, wheelchair maneu-

*Continued on page 5*

---

## How to Protect Yourself from Scams Continued

*Continued from page 1*

The second tip is **Exercise caution**. In general, no government agency or reputable company will call or email you unexpectedly and request your personal information, or request advance fees for services in the form of wire transfers or gift cards. Build a habit of verifying the identity of anyone who asks for your personal information over the phone, and say you will respond


through the entity's customer service channels. If anyone pressures you to provide information or money over the phone, it's a scam and you should just hang up.

The third tip is **Secure your information**. Store your Social Security card in a secure location; avoid carrying it with you. Shred documents that list personal information such as your Social Security number and banking information. Avoid

opening emails from unknown sources or clicking on suspicious hyperlinks. Equip your computing devices with strong anti-virus software and maintain strong passwords. Regularly check your credit reports for suspicious activity.

If you receive any suspicious activity or communications claiming to be from the SSA, call the Social Security Fraud Hotline at 1-800-269-0271. 📞

# 2019 FRIENDS GROUP SCHEDULE



## **RCIL Offices are CLOSED on Nov. 11, Nov. 28 & 29, and Dec. 24 & 25 2019!**

El Dorado	Time	Topic
Oct 16th 1pm	Telecommunications Access Program	
Nov 20th 1pm	Operation Red File	
Dec 18th 1pm	Consumer Christmas Party	

\*Location: RCIL Office

615 1/2 N. Main, El Dorado, KS 67042

Emporia	Time	Topic
Oct 28th 1:30pm	Emporia Arts Council	
Nov 18th 1:30pm	Service Dogs	
Dec 23rd 1:30pm	Consumer Christmas Party	

\*Location: Broadview Towers Apartments

110 W. 6th Ave., Emporia, KS 66801

Eureka	Time	Topic
Oct 22nd 1pm	Telecommunications Access Program	
Nov 26th 1pm	Operation Red File	
Dec 17th 1pm	Consumer Christmas Party	

\*Location: Magic Circle Apartments

301 Magic Circle Rd., Eureka, KS 67045

Ft Scott	Time	Topic
Oct 11th 12:30pm - 2:30pm	Self-Direction Training	
Nov 8th 12:30pm - 2:30pm	Recycling	
Dec 13th 12:30pm - 2:30pm	Consumer Christmas Party	

\*Location: Bourbon County Senior Center

26 N. Main St., Fort Scott, KS 66701

**Advocacy Project** is a project to make a change in your local community to accommodate people with disabilities. Are you interested to get involved and to make a difference in your community? Attend your local Friends group for more information!

In cases of inclement weather, please call ahead!

Iola	Time	Topic
Oct 22nd 1pm	Holiday Hobbies/Crafts	
Nov 26th 1pm	Cell phone/tablet safety and help	
Dec 17th 1pm	Consumer Christmas Party	

\*Location: Iola Housing Authority

217 N. Washington Ave., Iola, KS 66749

Osage City	Time	Topic
Oct 9th 1pm	Health Insurance	
Nov 13th 1pm	Build Your Own First Aid Kit	
Dec 11th 1pm	Consumer Christmas Party	

\*Location: Park Place Apartments

207 S. 6th St., Osage City, KS 66523

Paola	Time	Topic
Oct 25th 1pm	Cell phone/tablet safety and help	
Nov 22nd 1pm	Self-Direction Training	
Dec 27th 1pm	Consumer Christmas Party	

\*Location: Timber Ridge Apartment Homes (in the office building)

908 N. Hospital Dr., Paola, KS 66071

**Accommodations:** Please contact us 2 weeks prior to a meeting to request accommodations.

For more information and locations please call or email us:

1-800-580-7245

[info@rcilinc.org](mailto:info@rcilinc.org)

Friends are groups of individuals who have, or have experienced, a disability. We meet monthly to share & learn about disability related topics, to advocate for change in our communities, and to have fun!



# Health Insurance and Coverage Options for Kansans with Disabilities



Finding health insurance that fits your needs and is affordable can be challenging. Many options are available and exploring them is a good idea. Since the Affordable Care Act, sometimes known as the ACA or Obamacare, took effect insurance plans must cover treatment for all pre-existing conditions, which are health problems a person already has such as diabetes or cancer. Before the ACA, most disabilities and health conditions were considered pre-existing conditions and therefore people with disabilities often had trouble getting health insurance. The ACA eliminated annual and lifetime limits on health insurance and required insurance plans (including Medicare and Medicaid) to always cover certain services – known as essential health benefits, like lab tests, emergency services and prescription drugs. (<https://www.healthcare.gov/coverage/what-marketplace-plans-cover>).

This fact sheet provides some information and resources on ways you can get health insurance. You will need to consider these options because each has its own eligibility rules and costs.

## Employer-Sponsored Health Insurance

Health insurance offered through your or a family member's employer is a common way people get coverage. The type, quality and cost of employer-sponsored insurance (ESI) can vary greatly, and some ESI are more expensive for you or are not offered at all for people who work less than full-time. ESI coverage must include the essential health benefits required by the ACA. Ask your employer's human resources department about what coverage is offered.

## Marketplace Health Insurance

The ACA established the health insurance "Marketplace" for American citizens to purchase affordable health insurance on their own. The costs of these insurance plans are based on income, with subsidies available for people with lower incomes. Marketplace plans must include "essential health benefits." People who have Medicare are not eligible for Marketplace coverage, and people who have Medicaid cannot receive subsidies to purchase health insurance through the Marketplace.

- Factsheet on the Marketplace: <https://marketplace.cms.gov/outreach-and-education/about-the-marketplace-english.pdf>
- To explore your options in the Marketplace, go to: <http://healthcare.gov> or call 1-800-318-2596 (TTY: 1-855-889-4325)

## Medicare

Medicare is a federal health insurance program for people who are over the age of 65 and/or younger people with disabilities who receive Social Security Disability Income. Medicare Part A covers hospitalization, Medicare Part B covers doctor visits and outpatient services like lab tests, and Medicare Part D covers prescription drugs. Medicare Part C is optional private coverage that individuals can choose to provide Part A and Part B services. Medicare also has supplemental plans that can be purchased for additional monthly premiums to help cover some out-of-pocket costs. To be eligible for Medicare if you are under age 65, you must go through a Social Security disability determination.

- To find out if you are eligible for Medicare, go to: <https://www.medicare.gov/eligibilitypremiumcalc/#eligibility> or call 1-800-Medicare
- To apply for Medicare, go to: <https://www.ssa.gov/benefits/medicare/>



## Medicaid

Medicaid is a state-based, public health insurance program for people with disabilities and/or those who have low income. If you receive Social Security Income, you usually also qualify for Medicaid, known as KanCare in Kansas. KanCare is administered by three managed care organizations. Each year, enrollees can choose which managed care organization they have for their coverage.

- KanCare enrollees with disabilities who work can still keep Medicaid through a program called "Working Healthy," <http://www.kdheks.gov/hcf/workinghealthy/index.htm>
- To apply for Kansas Medicaid/KanCare you can call 1-800-792-4884 or go to: <https://cssp.kees.ks.gov/apsspssp/>
- For more information regarding Kansas Medicaid, see: <https://www.kancare.ks.gov/kancare-ombudsman-office/resources> or talk to a local Center for Independent Living.
- If you are currently receiving Kansas Medicaid and have questions or concerns you can contact the KanCare ombudsman by calling 1-855-643-8180 or emailing [KanCare.Ombudsman@ks.gov](mailto:KanCare.Ombudsman@ks.gov)
- KanCare Fact Sheets are available at: <https://www.kancare.ks.gov/consumers/program-fact-sheets>

## Coverage for Dental, Vision, Personal Assistance Services (PAS)

The essential health benefits required by the ACA do not include these services, but some ESI plans may choose to cover them. Traditional Medicare does not generally cover dental or PAS services, but does provide some vision coverage. Currently, Kansas Medicaid (KanCare) covers limited dental services such as cleanings, fillings, and dental emergencies. Personal assistance services (PAS) are available to those who have Kansas Medicaid, but the amount of PAS varies by waiver and individual level of care needs as assessed by the program. KanCare vision coverage varies depending on which managed care organization one selects.

## Additional Resources You May Find Helpful

- Kansas Insurance Department: Call 800-432-2484 or visit <https://www.ksinsurance.org/>
- HealthCare.gov: Call 1-800-318-2596 or visit <https://www.healthcare.gov/get-coverage/> or <https://www.healthcare.gov/people-with-disabilities/coverage-options/>
- National Disability Navigator Resource Collaborative (NDNRC): <https://nationaldisabilitynavigator.org/>
- Autistic Self-Advocacy Network: <https://autisticadvocacy.org/2018/11/its-time-to-get-health-insurance-2/>

### For More Information:

Noelle Kurth, DHP Program Evaluator  
[pixie@ku.edu](mailto:pixie@ku.edu)  
The University of Kansas  
Institute for Health and Disability Policy  
Studies  
1000 Sunnyside Ave.  
Lawrence, KS 66045  
Phone: 785-864-7046  
Web: [ihdps.ku.edu/dandhkansas](http://ihdps.ku.edu/dandhkansas)

This fact sheet was supported by Grant/Cooperative Agreement Number DD000006 from CDC, National Center on Birth Defects and Developmental Disabilities, Disability and Health Branch. Its contents are solely the responsibility of the authors and do not necessarily represent the official views of CDC, NCBDDD, Disability and Health Branch.



## Enter For Your Chance to WIN a FREE Prize!

To be entered into a drawing for a **FREE** prize, complete the quiz below and turn it in to RCIL by October 17, 2019 in the following ways:

- By mail: RCIL P.O. Box 257 Osage City, KS 66523
- OR e-mailing your answers to [info@rcilinc.org](mailto:info@rcilinc.org)



The winning ticket will be drawn on October 18, 2019 and the prize will be mailed to the winner on the same day.

Cut Here 

### Fill in the Blanks

1. \_\_\_\_\_ is a federal health insurance program for people who are over the age of 65 and/or younger people with disabilities who receive Social Security Disability Income.
2. Disability Mentoring Day focuses on \_\_\_\_\_ for people with disabilities.
3. If you moved to a different address you must complete the Kansas \_\_\_\_\_ Application form in order to vote at the next election.
4. If you have someone that you have interviewed and may want to hire, you should ask for \_\_\_\_\_, contact the work references, and ensure the applicant understands the duties and requirements of the job.
5. If anyone pressures you to provide information or money over the phone, it's a scam and you should \_\_\_\_\_.

Name: \_\_\_\_\_

Address: \_\_\_\_\_

Phone Number: \_\_\_\_\_


## Tips on Hiring a DSW Continued

*Continued from page 3*

vering, lifting/moving of equipment?)

- ▶ Housekeeping, meal preparation, laundry (can they cook, physically do housekeeping and laundry?)
- ▶ Valid Driver's License (will you need someone to drive you to shop, errands, etc.?)
  - Transportation to Medicaid

covered appointments is supposed to be provided by your MCO

These are just a few of the processes you should follow when hiring a new DSW. For more information and assistance on hiring, managing and terminating your DSWs, please contact RCIL's Information and Assistance Coordinator, Mandy Kline at 785-528-3105. 

# You Asked for It

### I have Medicare Part D. When can I change my prescription drug plan?

The 2019 Medicare Annual Enrollment Period is October 15th to December 7th. Medicare Part D is known as Prescription Drug Plan. Individuals who have Medicare Part D can explore, compare drug plan options, and choose a plan that will meet their needs during annual enrollment. The plan they choose will go into effect on January 1, 2020.

Contact your local RCIL office if you need assistance to enroll in Medicare Part D or change your coverage plans.

### When is Disability Mentoring Day (DMD) in Butler County?

It is on November 14, 2019 at the Butler County Community College in El Dorado, KS. DMD focuses on employment for people with disabilities, providing job shadowing opportunities and other learning experiences. Butler County is one of many DMD events in Kansas. For more information about DMD, contact your local RCIL office.

*If you have any questions or need any resources contact an Independent Living Specialist at 1-800-580-7245.*



PO Box 257  
Osage City, KS 66523

Non-Profit  
Organization  
U.S. Postage

**PAID**

Osage City, KS  
Permit No. 93

## Moved?

If you've moved or changed your phone number, name, or email address, call 1.800.580.7245 so we can keep in contact with you!

## We're on the Web!

Visit us at:  
[www.rcilinc.org](http://www.rcilinc.org)

Find us on:



## HIPAA Privacy Notice

RCIL's Notice of Privacy Practices based on the Health Insurance Portability Accountability Act of 1996 (HIPAA) is available in every RCIL office and on the RCIL website at <http://rcilinc.org/resources>. You can request a copy of the notice at anytime by contacting RCIL at 1.800.580.7245 or [info@rcilinc.org](mailto:info@rcilinc.org).

## RCIL Home Office

### Address

P.O. Box 257  
1137 Laing  
Osage City, KS 66523

### Phone

1.785.528.3105 Voice  
1.800.580.7245 Toll Free  
1.877.929.7655 Payroll Help Desk

### Fax

1.785.528.3665

### Payroll Fax

1.785.528.2938

## Satellite Offices

### El Dorado

615 1/2 N. Main  
El Dorado, KS 67042  
1.316.322.7853 Voice  
1.800.960.7853 Toll Free  
1.316.322.7888 Fax

### Iola

104 S. Washington Ave.  
Iola, KS 66749  
1.620.365.8144 Voice  
1.877.944.8144 Toll Free  
1.620.365.7726 Fax

### Emporia

215 W. 6th Ave., Suite 201  
Emporia, KS 66801  
1.620.342.1648 Voice  
1.888.261.4024 Toll Free  
1.620.342.1821 Fax

### Topeka

1507 SW 21st St., Suite 203  
Topeka, KS 66604  
1.785.267.1717 Voice  
1.877.719.1717 Toll Free  
1.785.267.1711 Fax